

3A Avg.

600 Volts

FRD

EA31FS6
EA31FS6-F

■最大定格 MAXIMUM RATINGS

Rating	Symbol	Type	EA31FS6 EA31FS6-F	Unit
くり返しピーク逆電圧 Repetitive Peak Reverse Voltage	V_{RRM}		600	V
平均整流電流 Average Rectified Output Current	I_O	P.C.Board mounted *	1.2 (商用周波数, 正弦波180度通電 $T_a=29^\circ\text{C}$) Half Sine Wave, Resistive Load	A
			3.0 (商用周波数, 正弦波180度通電 $T_c=119^\circ\text{C}$) Half Sine Wave, Resistive Load	A
実効順電流 RMS Forward Current	$I_{F(RMS)}$		4.71	A
サージ順電流 Surge Forward Current	I_{FSM}		45 (50Hz単相正弦波1サイクル非くり返し) Half Sine Wave, 1cycle, Non-repetitive	A
動作接合温度範囲 Operating Junction Temperature Range	T_{jw}		-40~+150	$^\circ\text{C}$
保存温度範囲 Storage Temperature Range	T_{stg}		-40~+150	$^\circ\text{C}$

■電気的特性 ELECTRICAL CHARACTERISTICS

Characteristic	Symbol	Test Condition	Min.	Typ.	Max.	Unit
ピーク逆電流 Peak Reverse Current	I_{RM}	$V_{RM}=V_{RRM}$ $T_j=25^\circ\text{C}$	—	—	20	μA
ピーク順電圧 Peak Forward Voltage	V_{FM}	$I_{FM}=3\text{A}$ $T_j=25^\circ\text{C}$	—	—	1.7	V
逆回復時間 Reverse Recovery Time	t_{rr}	$I_{FM}=3\text{A}$ $-di/dt=50\text{A}/\mu\text{s}$ $T_j=25^\circ\text{C}$	—	—	35	ns
熱抵抗 Thermal Resistance	接合部・周囲間 (Junction to Ambient)	P.C.Board mounted *	—	—	80	$^\circ\text{C}/\text{W}$
	接合部・ケース間 (Junction to Case)	—	—	—	6	$^\circ\text{C}/\text{W}$

* Print Land = 20×20 mm

■定格・特性曲線

FIG.1

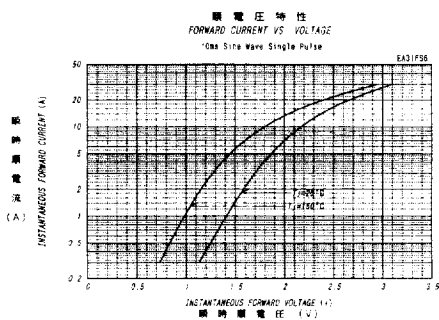


FIG.4

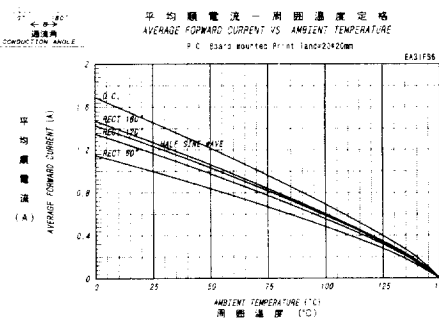


FIG.2

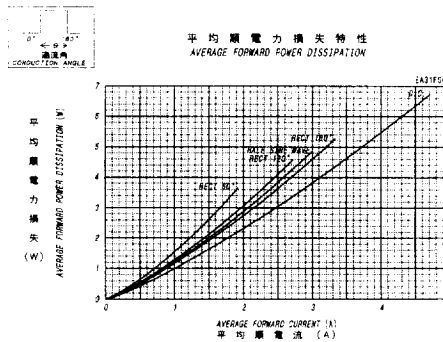
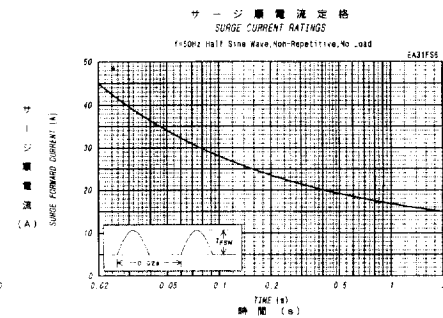
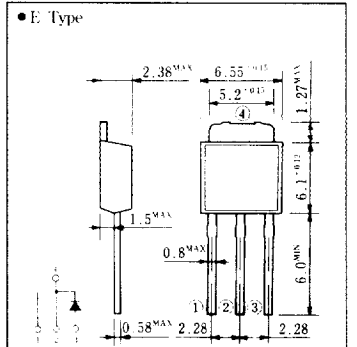


FIG.5



■OUTLINE DRAWING(mm)



■APPROX. NET WEIGHT:0.35g

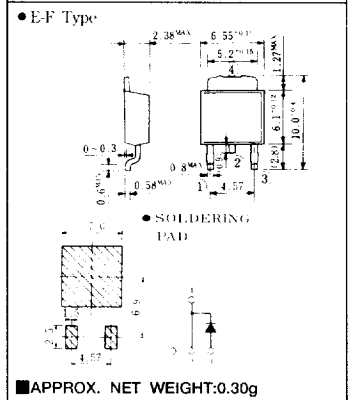


FIG.3

